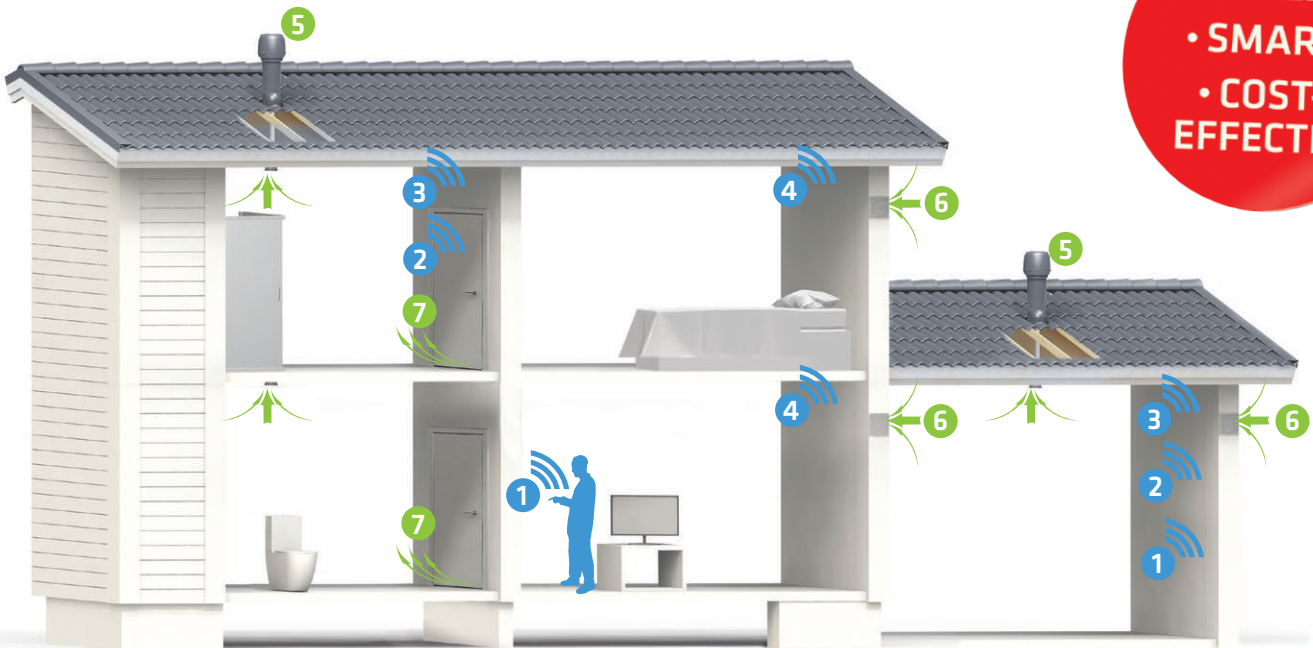


ECo IDEAL WIRELESS



- WIRELESS
- SMART
- COST-EFFECTIVE



VILPE[®] ECo Ideal Wireless controls ventilation automatically

VILPE[®] ECo Ideal Wireless ventilation control system automatically adjusts the required ventilation according to the prevailing air quality. Wireless sensors measure the relative humidity (RH) and carbon dioxide (CO₂) levels in the air and send this information to the control unit. The level of ventilation is then adjusted to secure good air quality without the use of excess energy.

Whether you're renovating or building from scratch, the demand-controlled and energy saving VILPE[®] ECo Ideal Wireless is an excellent choice for an easy and budget-friendly implementation for your ventilation needs.

VILPE[®] ECo Ideal Wireless system is an ideal solution if you wish to convert an existing natural ventilation system to a mechanical ventilation system. VILPE[®] ECo Ideal Wireless is also an easy and affordable way to turn a mechanical ventilation system into a demand controlled ventilation system that saves energy and money. VILPE[®] ECo Ideal Wireless is well-suited for both old and new buildings. It also offers a good solution for ventilation of warehouses and garages.

The VILPE[®] ECo Ideal Wireless ventilation solution is built up of VILPE[®] ECo Ideal Wireless control unit and HR sensor and, if appropriate, a CO₂ Sensor. The VILPE[®] ECo Ideal Wireless system is used together with VILPE[®] ECo roof fan (and a potential VILPE[®] roof pass-through).

VILPE[®] ECO IDEAL WIRELESS -BASIC PACKAGE:

- 1 User panel (UP)
- 2 Control unit (CU)
- 3 Relative humidity (RH) sensor

OTHER PARTS OF THE COMBINATION:

- 5 VILPE[®] ECo roof fan + roof pass-through
- 6 Supply air valves
- 7 Transfer air

VILPE[®] ECO IDEAL WIRELESS -ADDITIONAL PARTS:

- 3 Relative humidity (RH) sensor
- 4 Carbon dioxide (CO₂) sensor

VILPE® ECo Ideal Wireless for demand-controlled ventilation

The VILPE® ECo Ideal Wireless offers a cost efficient solution with a short payback time compared to more complex ventilation solutions. The overall cost of the VILPE® ECo Ideal Wireless is up to 70 per cent lower than the cost of a complete heat recovery (HVAC) installation.

VILPE® ECo Ideal Wireless is quick and easy to retrofit. The wireless communication solution does not require any additional wiring when installing. Installation doesn't require building ducts or pulling down any structures, i.e. all existing structures can be left as they are. Existing ducting or ventilation chimneys can also be used as part of the installation.

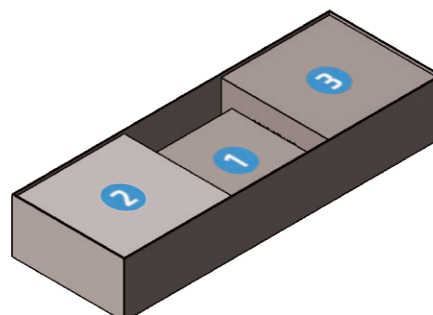
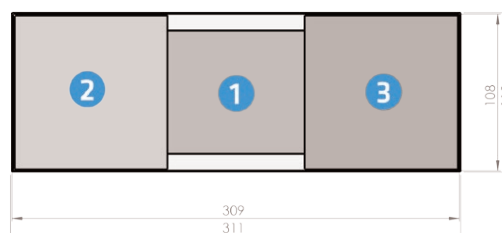
Location of the system parts (see picture at the previous page)

- 1 The User Panel is installed with easy access, preferably near entrance of the house.
- 2 The Control Unit (receiver) is installed close to the roof-fan, for example on the ceiling or a wall, making it easy to connect with the VILPE® ECo roof fan.
- 3 The RH sensor is installed in spaces with potential humidity issues, such as bathroom, toilet, kitchen or bedroom.
- 4 The CO₂ sensor is installed in the living-room or bedroom.
- 5 The VILPE® ECo roof fan is installed on the roof with a VILPE® pass-through. Pass-throughs are available for all standard roof materials and profiles. For selecting the right pass-through a selection tool is available at our website: VILPE.COM.



Package

VILPE® ECo Ideal Wireless ventilation control system includes:
User panel (UP), 1 pc
Control unit (CU), 1 pc
Relative humidity sensor (RH), 1 pc



Separately sold:
VILPE® ECo Ideal Wireless RH (relative humidity) sensor
VILPE® ECo Ideal Wireless CO₂ (carbon dioxide) sensor

FURTHER